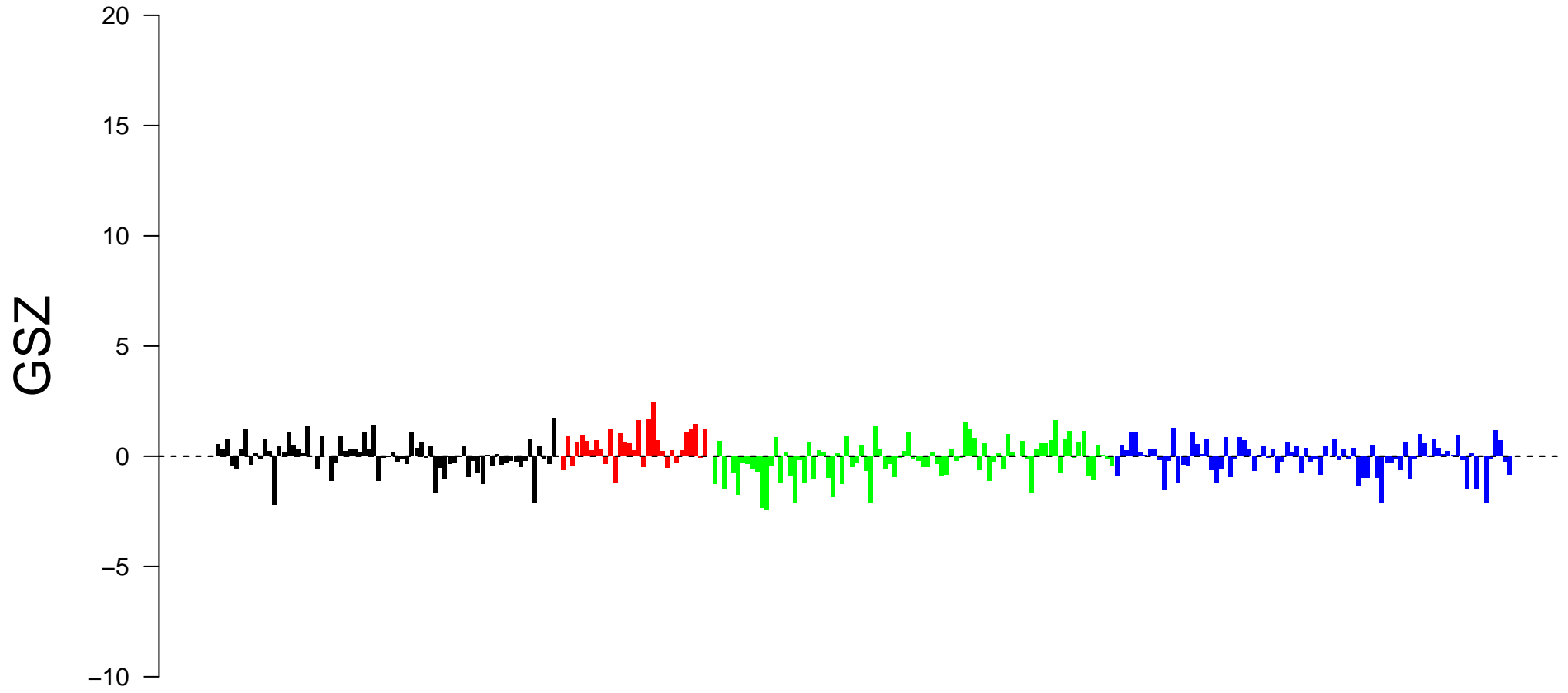
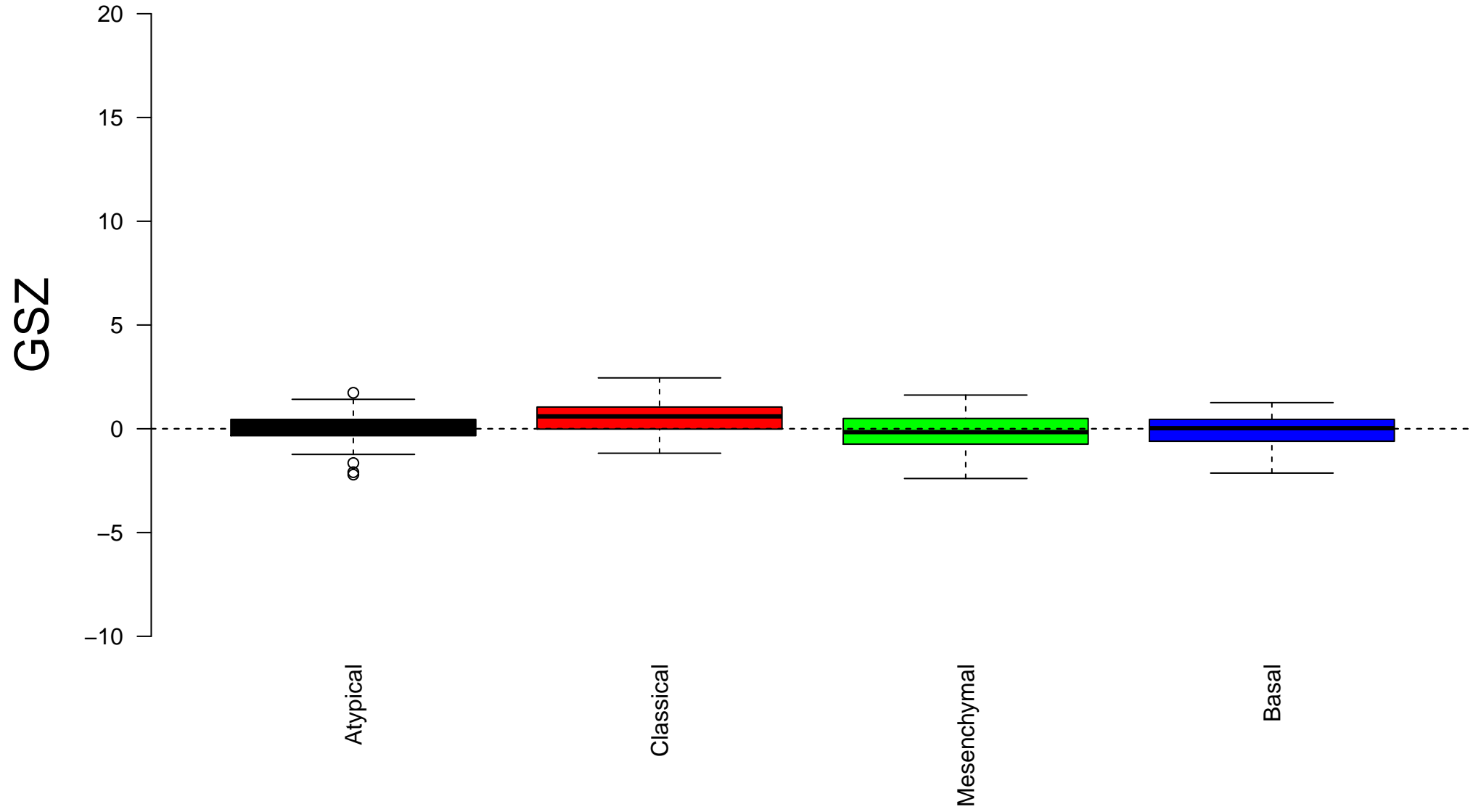


viral protein processing



viral protein processing



Enrichment in spots: viral protein processing



Expression of viral protein processing in Spot A

Δe


0.4

0.2


0.0

-0.2

-0.4



Expression of viral protein processing in Spot B



Expression of viral protein processing in Spot C

Δe


0.4

0.2


0.0

-0.2

-0.4



Expression of viral protein processing in Spot D



Expression of viral protein processing in Spot E

Δe

0.4

0.2


0.0

-0.2

-0.4



Expression of viral protein processing in Spot F



Expression of viral protein processing in Spot G

Δe

0.4

0.2

0.0

-0.2

-0.4



Expression of viral protein processing in Spot H

Δe

0.4

0.2


0.0

-0.2


-0.4




Expression of viral protein processing in Spot I



Expression of viral protein processing in Spot J



Expression of viral protein processing in Spot K



Expression of viral protein processing in Spot L

Δe

0.4

0.2


0.0

-0.2


-0.4




Expression of viral protein processing in Spot M



Expression of viral protein processing in Spot N



Expression of viral protein processing in Spot O



Expression of viral protein processing in Spot P

Δe

0.4

0.2


0.0

-0.2

-0.4



Expression of viral protein processing in Spot Q



Expression of viral protein processing in Spot R

Δe

0.4
0.2
0.0
-0.2
-0.4

